

ATTENTION

There is a potential risk of serious injury or death associated with virtually every product regardless of its type or intended use. Stander, Inc., has worked tirelessly to minimize all risks associated with its mobility aids, yet given the types of products, users, and a myriad of things outside of our control, we cannot eliminate every conceivable risk. Accordingly, a consumer must use common sense when utilizing our products, and take into account the user's overall physical and mental health.

Read all of the materials that accompany this product before it is installed or used.

LIMITED WARRANTY

Congratulations on your purchase of your Stander's brand product. We hope that it will ease your daily living. Please read the following warranty statement for your protection.

Stander, Inc. warrants to the original purchaser that this product will be free from defects in material and/or workmanship for 1 year from the date of purchase. During the warranty period we will correct any defects in material or workmanship at no charge. All shipping cost must be paid by the original purchaser. Any replacement parts will be new and are warranted for the remainder of the original warranty or thirty (30) days from the date of shipment, whichever is longer. The original purchaser must notify Stander, Inc. during the warranty period in writing of the defect in workmanship or material. This warranty is not transferable and covers only normal use. Stander will not refund or pay for any shipping charges. The warranty does NOT cover: (1) Damage during shipment other than original shipment to retailer; (2) Damage caused by unauthorized attachments, alterations, or modifications; (3) Damage caused by the use of the product for purposes other than those for which the product was designed or intended; and (4) Damage caused by any other abuse, misuse, mishandling or misapplication.

Under no circumstances shall Stander, Inc. be liable for any special, incidental, or consequential damages based upon breach of this limited warranty, breach of contract, or strict liability.

THERE ARE NO WARRANTIES WHICH EXTEND BEYOND THOSE INDICATED HEREIN. ALL OTHER WARRANTIES, EXPRESS OR IMPLIED (INCLUDING ALL IMPLIED WARRANTIES OF MERCHANTABILITY OR FITNESS FOR A PARTICULAR PURPOSE), ARE HEREBY DISCLAIMED.

Some states do not allow limitations on how long an implied warranty lasts, so the above limitation may not apply to you. This warranty gives you specific legal right, and you may also have other rights which vary from state to state. To obtain service under this warranty, you can reach Stander, Inc. at 1615 Quail Way, Logan, Utah 84321.

WARNINGS

- ❖ It is critical that all users and installers of this product read and understand all of the materials provided with this product before it is installed or used. These warnings, as well as the assembly instructions, must be carefully followed to ensure that the product is properly installed and used. Failure to install or use this product properly could result in serious injury to the user(s). If there are any questions regarding the installation or use, associated risks or anything at all regarding this product do not install or use it and contact a Stander representative at (800) 506-9901 or (435) 755-0453. We are thrilled that you have chosen to use our product so we are more than happy to answer all of your questions.
- ❖ There is a risk of entrapment associated with bed rails and other similar bedside mobility aids such as this product. Entrapment occurs when an individual becomes wedged between a bed rail and any other object. Entrapment has resulted in serious injury and death. Read the enclosed Entrapment Prevention Guidelines before installation or use of this product. Additional copies of the Entrapment Prevention Guidelines may be obtained from www.stander.com or by contacting a Stander representative at (800) 506-9901 or (435) 755-0453. Stander is committed to providing safe products and informing the user of ways to help prevent entrapment.
- ❖ Individuals who have problems with memory, sleeping, incontinence, pain, uncontrolled body movement, who get out of bed and walk unsafely without assistance, or who are frail, weak, confused, restless, under the influence of drugs or any substance that could impact their balance or judgment are at a higher risk of entrapment. You should first consult a physician before using this product.
- ❖ Improper installation of this product significantly increases the risk of entrapment.
- ❖ Prior to use, ensure that there is no gap between the top of the bed mattress and bottom of this product's handle. A gap in this area means the product was installed improperly. This product should not be used on any bed which consists of a material that may increase the potential for gapping in this area, such as waterbeds, beds with light weight foam, air or other lightweight mattresses, adjustable frame beds.
- ❖ Individuals who have size or weight conditions are at a higher risk of entrapment due to personal mobility issues and mattress deformation, potentially resulting in gaps between the bed rail and bed.
- ❖ Stander's products are equipped with safety devices intended to prevent and/or reduce the risk of entrapment. The safety devices equipped with this product include a Safety Strap. Removal, modification or alteration of these safety devices significantly increases the risk of entrapment.
- ❖ Children should not be allowed to hang on or play with this product.
- ❖ This product is not intended to carry the full weight of an individual. This product is only intended to provide balance and support while sitting and standing.
- ❖ This product may shift its position over time. Inspect this product frequently to ensure it is installed properly.



EMERGO EUROPE
Molensstraat 15
2513 BH, The Hague
The Netherlands
Tel: +31 (0)70 345 8570
Fax: +31 (0)70 346 7299



Instructions:

1. Remove all components from the box and verify all parts are included as shown in Figure 1.

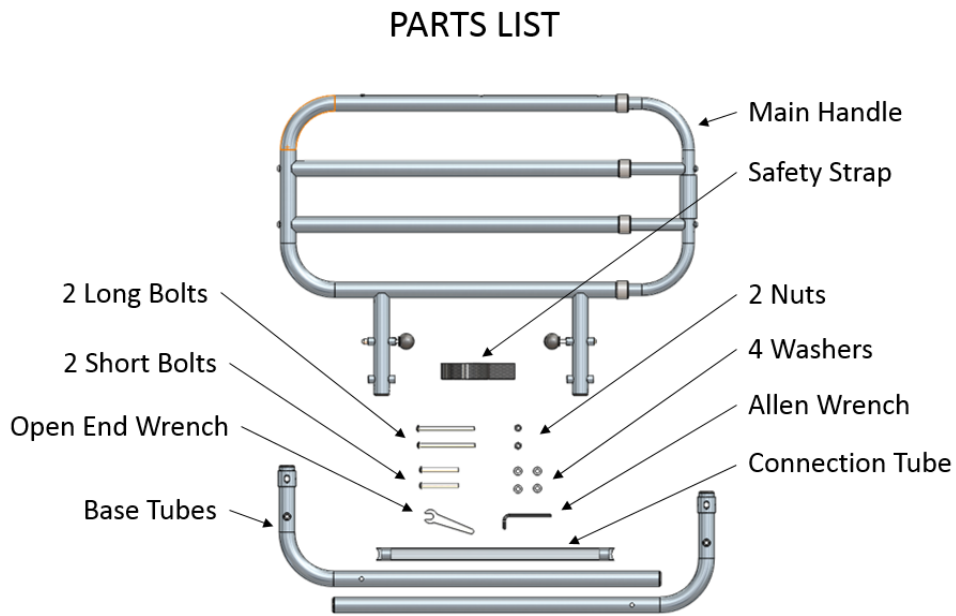


FIGURE 1

2. Use the Allen Head Wrench to attach the CONNECTION TUBE to the BASE TUBES using the SHORT BOLTS and WASHERS as shown in Figure 2 and Figure 3.

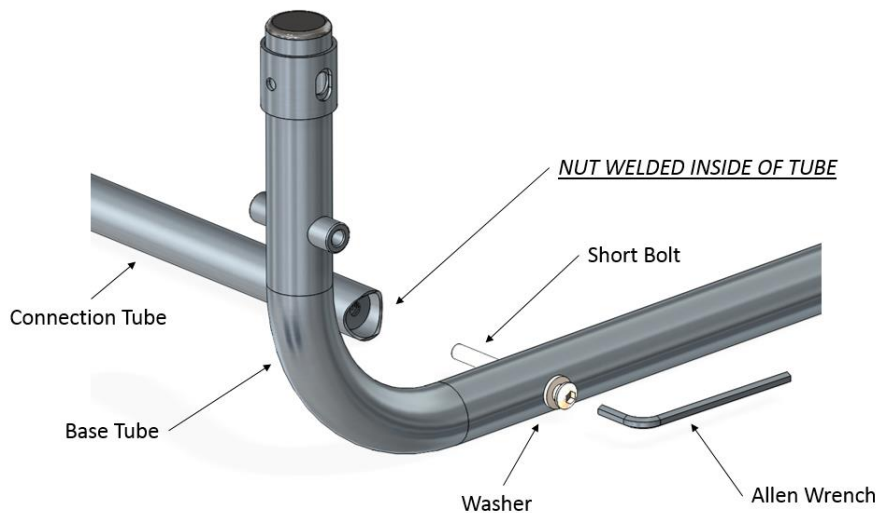


FIGURE 2

3. Slide loops of SAFETY STRAP over BASE TUBES as shown in Figure 3.

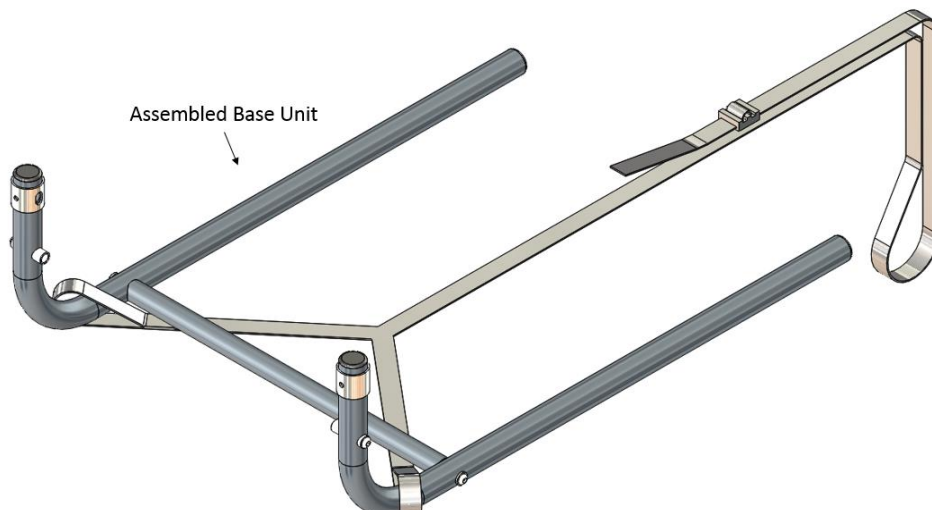


FIGURE 3

- Determine which side of bed to install the Bed Rail. Slide the Assembled Base between the Mattress and Box Spring of the bed, as shown in Figure 4.

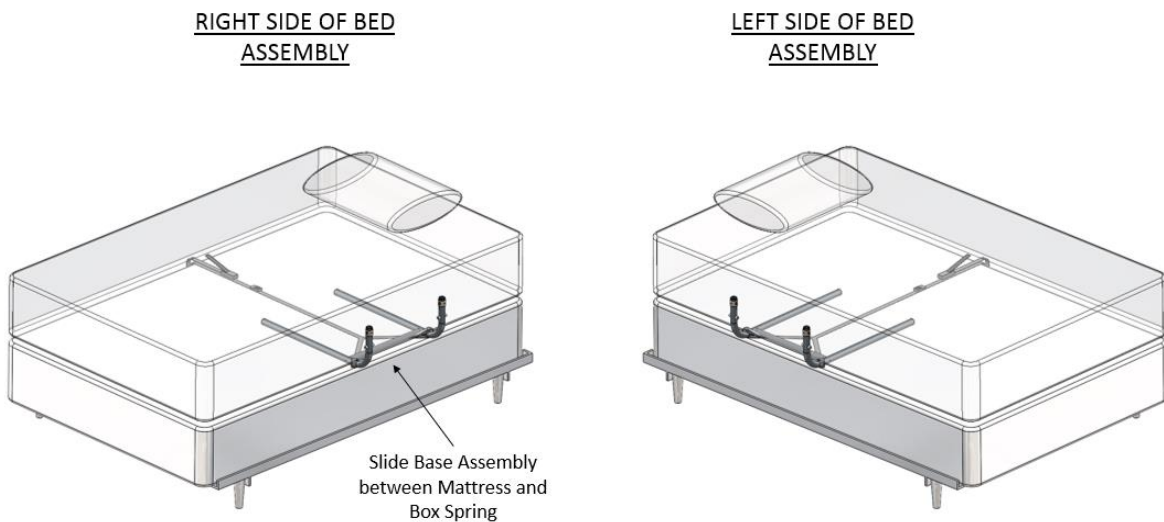


FIGURE 4

- Secure the SAFETY STRAP to the bed frame, as shown in Figure 5. Unbuckle strap and loop strap around bed frame and re-buckle. Tighten strap to secure Base Assembly against the mattress.

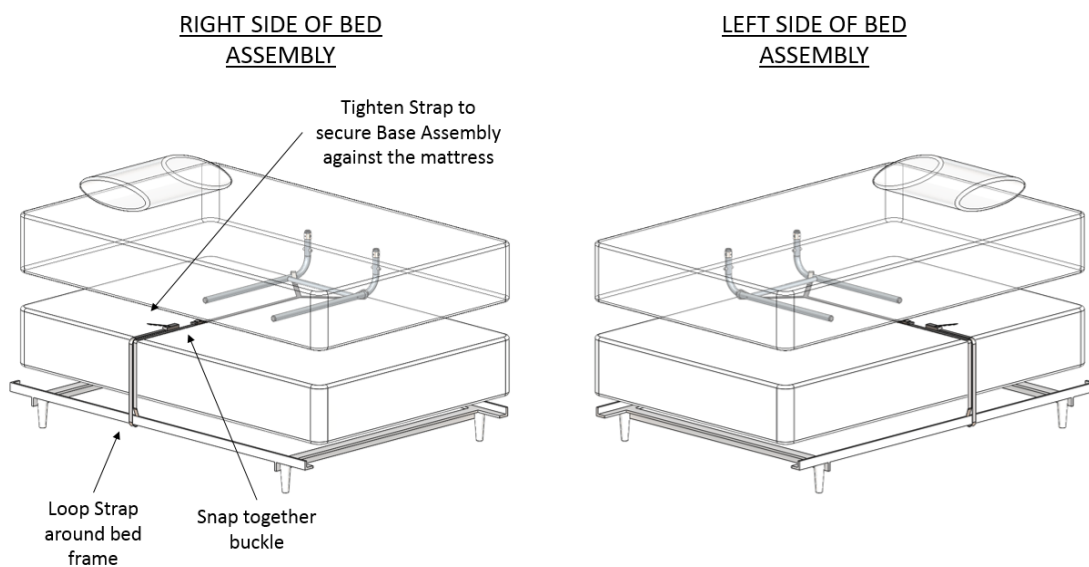


FIGURE 5

- Align the MAIN HANDLE so the extension side of the bed rail is closest to the foot of the bed, as shown in Figure 6.

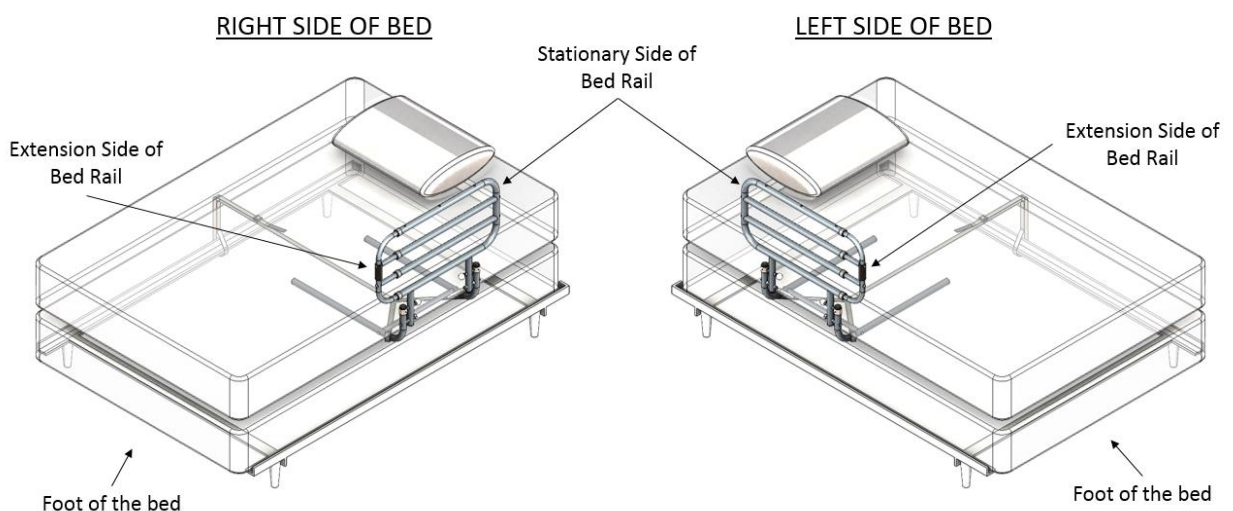


FIGURE 6

7. Secure the MAIN HANDLE to the BASE TUBES with LONG BOLTS, WASHERS, and NUTS as shown in Figure 7.

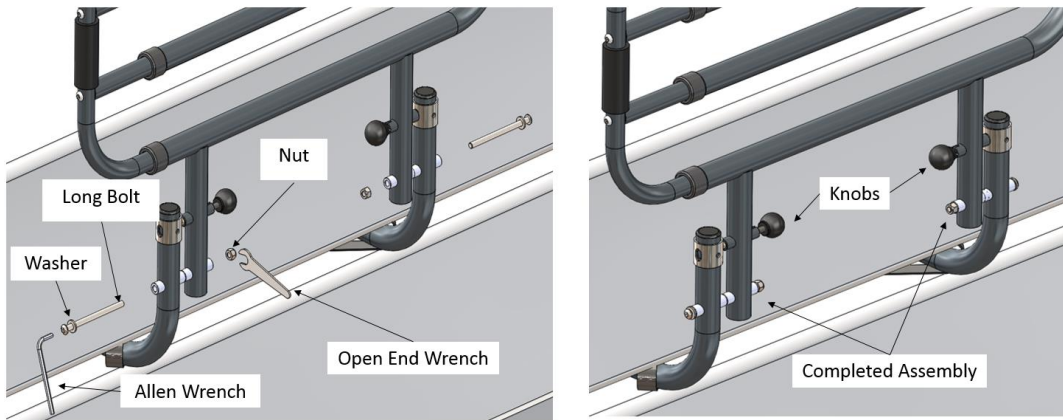


FIGURE 7

8. Depress button to extend bed rail. Pull Knobs inward and rotate Knobs 90 degrees to lower bed rail, as show in Figure 8.

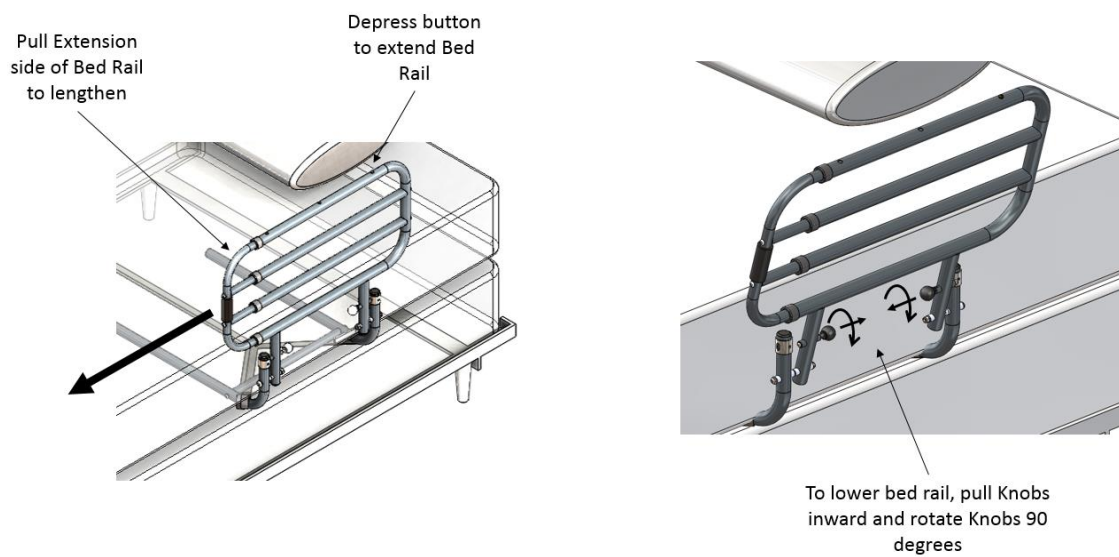


FIGURE 8

WARNING: For safety purposes, the Bottom horizontal bar of the Bed Rail should be below the top of the bed mattress, as shown in Figure 9.

A gap between the bottom horizontal bar of the bed rail and the top surface of the mattress will increase the risk of entrapment of body parts such as head, neck, arm, torso, or legs.

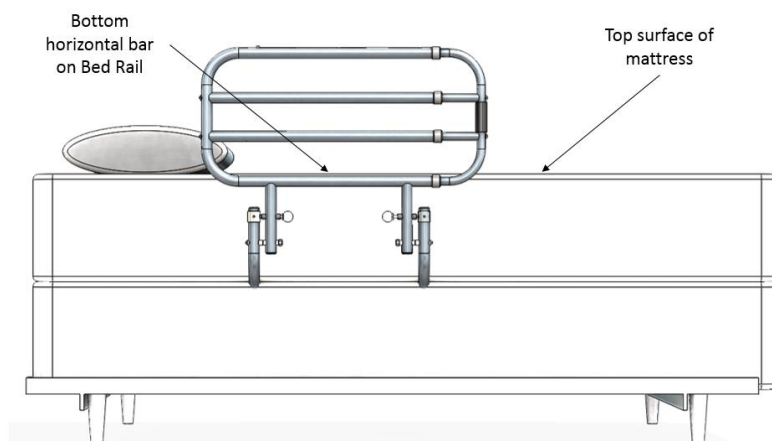


FIGURE 9